

Stage 10

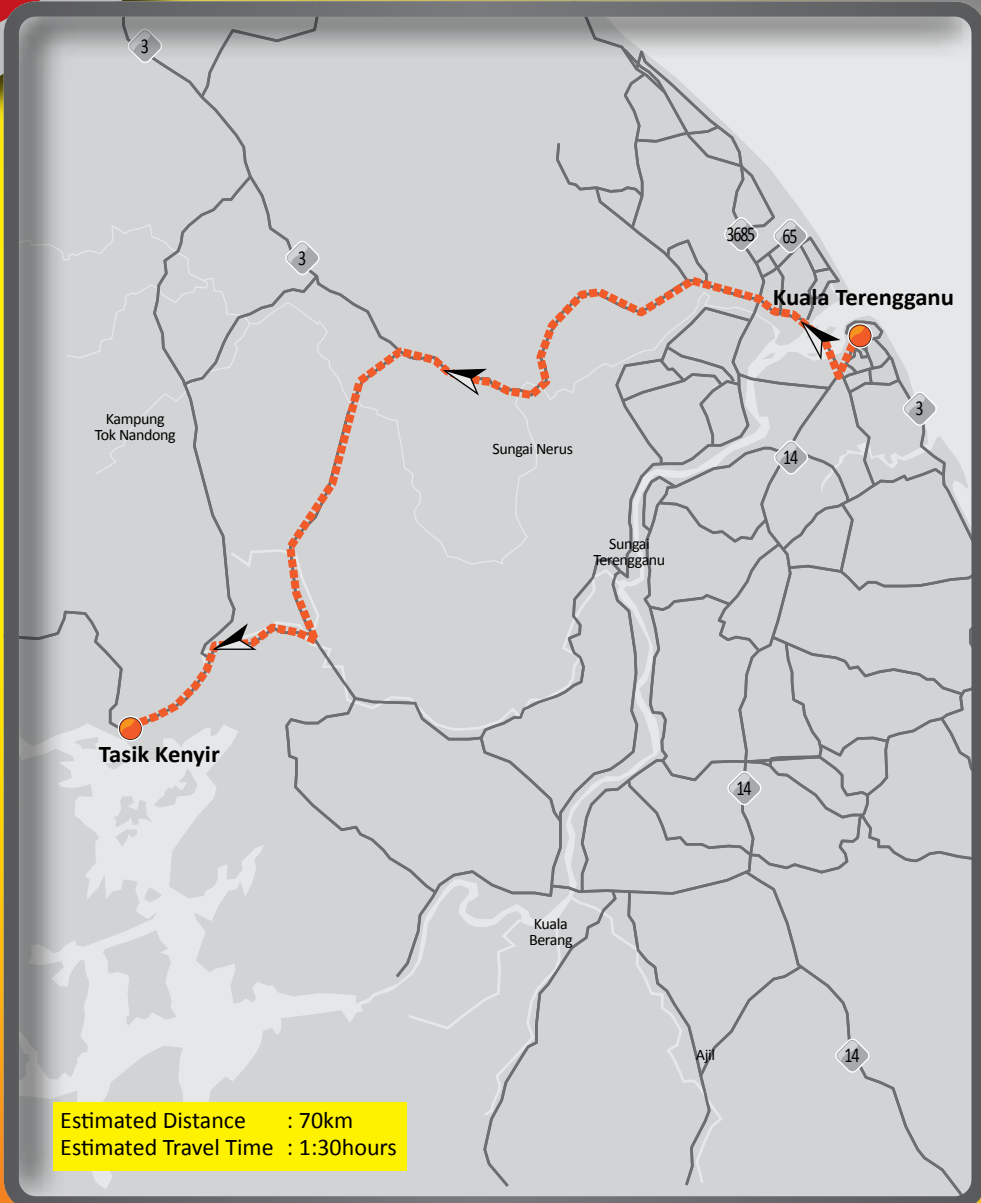
Tasik Kenyir-Kuala Terengganu Map

Sunday | 4 March 2012 | Race Distance: 114.8km



Transfer to Tasik Kenyir Map

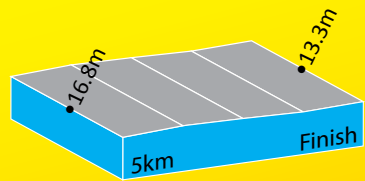
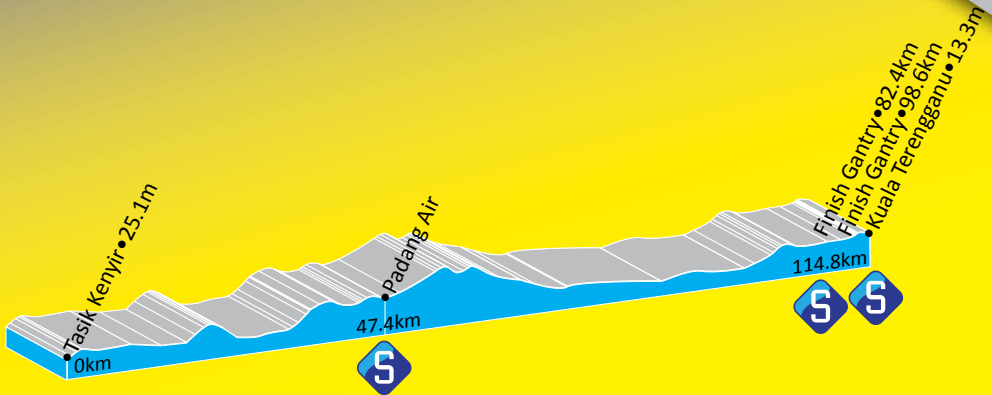
Sunday | 4 March 2012



Stage 10

Profile

Sunday | 4 March 2012 | Race Distance: 114.8km



5km Profile

Schedule

Sunday | 4 March 2012 | Race Distance: 114.8km

START LOCATION : DATARAN TASIK KENYIR, TASIK KENYIR, TERENGGANU
 FINISH LOCATION : DATARAN SHAHBANDAR, KUALA TERENGGANU
 NEUTRAL ZONE : 4.2 KM
 TOTAL DISTANCE : 114.8 KM

Start at Dataran Tasik Kenyir, T Junction Turn Right, Junction Turn Left Direction Kuala Terengganu T
 Junction Turn Right and Race Start Proper at 4.2 km Milestone Kuala Berang 32



KM	Feature	Instruction	Description	Estimated Time of Arrival			
				12:30	13:00	13:00	13:00
0.0	Milestone	Race Start Proper	Kuala Berang 32	12:37	13:08	13:08	13:08
1.1	Sign		Kampung Basung	12:38	13:09	13:09	13:09
2.8	Junction	Straight On		12:41	13:11	13:11	13:12
3.8	Sign		Kg Pasir Dula	12:42	13:12	13:13	13:13
8.9	T Junction	Turn Left	Dir. Sg Tong Road T11	12:50	13:19	13:20	13:20
11.6	Sign		Kampung Teris	12:54	13:22	13:23	13:24
13.2	Junction	Straight On		12:56	13:24	13:25	13:27
14.9	Sign		Kampung Tayor	12:59	13:27	13:28	13:29
20.9	Sign		Kampung Bukit	13:08	13:34	13:36	13:38
21.8	Sign		Kg Bukit Nenas	13:09	13:35	13:37	13:39
25.2	T Junction	Turn Right	Direction Kuala Terengganu	13:14	13:40	13:42	13:44
25.6	Sign		Kg Belara	13:15	13:40	13:42	13:45
27.7	Sign		Kg Pakoh Jaya	13:18	13:43	13:45	13:48
30.0	Red Sign	Drinks Start	Kurangkan Laju	13:22	13:46	13:48	13:51
36.1	Sign		Kg Sungai Ikan	13:31	13:54	13:56	14:00
38.8	Sign		Kg Gemuruh	13:35	13:57	14:00	14:04
40.7	Splitters	Keep Left		13:38	14:00	14:02	14:07
42.6	Road Deviation	Keep Left	Roadworks	13:40	14:02	14:05	14:09
45.5	Junction	Straight On		13:45	14:06	14:09	14:13
45.9	Sign		Kg Bkt Berangan	13:45	14:06	14:09	14:14
46.7	Sign		Kg Padang Air	13:47	14:07	14:11	14:15
47.4	Shop SAKAN on Left	Sprint 1 Kg Padang Air	SAKAN	13:48	14:08	14:11	14:16
47.9	Sign		Kg Tok Jiring	13:48	14:09	14:12	14:17
48.2	Traffic Lights Junction	Straight On		13:49	14:09	14:13	14:17
48.7	Sign		Kg Batu Enam	13:50	14:10	14:13	14:18
49.3	Roundabout	2nd Exit	Direction Kuala Terengganu	13:50	14:11	14:14	14:19
49.6	Sign		Kg Pak Katak	13:51	14:11	14:14	14:19
50.8	Traffic Lights Junction	Straight On	58.8km to 52.2 km x 3 times	13:53	14:13	14:16	14:21
55.4	Traffic Lights Junction	Turn Left		14:00	14:18	14:22	14:28
55.8	Traffic Lights Junction	Turn Left	Splitters Keep Left	14:00	14:19	14:23	14:28
56.5	Traffic Lights Junction	Turn Right	Jalan Hiliran Jejawi	14:01	14:20	14:24	14:29
56.7	Traffic Lights Junction	Straight On		14:02	14:20	14:24	14:30
57.3	Traffic Lights Junction	Straight On		14:02	14:21	14:25	14:31
57.9	Traffic Lights Junction	Turn Left		14:03	14:22	14:26	14:31
58.0	Junction	Turn Left and Right		14:04	14:22	14:26	14:32

Stage 10

Schedule

Sunday | 4 March 2012 | Race Distance: 114.8km



KM	Feature	Instruction	Description	Estimated Time of Arrival			
58.2	Bridge on left	Straight On	Bridge on Left	14:04	14:22	14:26	14:32
58.6	Bear Right			14:04	14:23	14:27	14:32
58.9	Splitters	Keep Left		14:05	14:23	14:27	14:33
59.2	T Junction	Turn Left	Jalan Sultan Ismail	14:05	14:23	14:27	14:33
59.5	Fork	Keep Right		14:06	14:24	14:28	14:34
59.9	Traffic Lights Junction	Straight On	Jalan Engku Sar	14:06	14:24	14:28	14:34
60.4	T Junction	Turn Left	Jalan Sultan Omar	14:07	14:25	14:29	14:35
61.0	Traffic Lights Junction	Turn Right	Jalan Sultan Ismail	14:09	14:26	14:31	14:37
61.5	Roundabout	3rd Exit	Jalan Sultan Mahmud	14:09	14:26	14:31	14:37
62.3	Traffic Lights Junction	Straight On		14:10	14:27	14:32	14:38
62.9	Traffic Lights Junction	Turn Left	Jalan Kamaruddin	14:11	14:28	14:32	14:39
63.1	T Junction	Turn Left	Jalan Pantai batu Buruk	14:11	14:28	14:33	14:39
63.6	Roundabout	2nd Exit	Cut Right	14:12	14:29	14:33	14:40
64.4	Junction	Turn Right		14:13	14:30	14:35	14:41
64.7	T Junction	Turn Right	Jalan Sultan Zainal Abidin	14:14	14:30	14:35	14:41
66.2	Finish Line			14:16	14:32	14:37	14:44
66.7	T Junction	Turn Right		14:17	14:33	14:38	14:44
66.8	Crossroad	Turn Left		14:17	14:33	14:38	14:45
67.0	Splitters	Keep Left		14:17	14:33	14:38	14:45
67.3	T Junction	Turn Left	Jalan Sultan Ismail	14:18	14:34	14:38	14:45
67.4	Traffic Lights Junction	Straight On		14:18	14:34	14:39	14:45
67.5	Fork	Turn Right	Jalan Batas Baru	14:18	14:34	14:39	14:46
68.0	Traffic Lights Junction	Straight On		14:19	14:35	14:39	14:46
68.5	T Junction	Turn Left		14:19	14:35	14:40	14:47
69.0	Traffic Lights Junction	Turn Right		14:20	14:36	14:41	14:48
69.6	Roundabout	3rd Exit		14:21	14:37	14:42	14:49
70.4	Traffic Lights Junction	Straight On		14:22	14:38	14:43	14:50
70.9	Traffic Lights Junction	Turn Left		14:23	14:38	14:43	14:50
71.2	T Junction	Turn Left		14:23	14:39	14:44	14:51
71.7	Roundabout	2nd Exit	Cut Right	14:24	14:39	14:44	14:52
72.5	Junction	Turn Right		14:25	14:40	14:46	14:53
72.7	T Junction	Turn Right		14:26	14:41	14:46	14:53
74.3	Finish Line	1st Passage	Dataran Shahbandar	14:28	14:43	14:48	14:55
82.4	Finish Line	2nd Passage - Sprint 2	Dataran Shahbandar	14:40	14:53	14:59	15:07
90.5	Finish Line	3rd Passage	Dataran Shahbandar	14:52	15:03	15:10	15:19
98.6	Finish Line	4th Passage - Sprint 3	Dataran Shahbandar	15:04	15:14	15:21	15:30
106.7	Finish Line	5th Passage	Dataran Shahbandar	15:17	15:24	15:32	15:42
114.8	Finish Line	Race Finish	Dataran Shahbandar	15:29	15:34	15:42	15:54

Start Location Map

Sunday | 4 March 2012 | Race Distance: 114.8km



Stage 10

Start Layout Map

Sunday | 4 March 2012 | Race Distance: 114.8km



Start Time Table

Sunday | 4 March 2012 | Race Distance: 114.8km

TIME	ACTIVITIES
0800hrs	VPP in operation
	Race facilities crew on site
	Race security on site
	Road closure at start area
1000hrs	PA System on
	Race officials on site
	Side Events start
1130hrs	Invitees arrival
	Cavalcade assembles
1150hrs	VIP's arrival
1200hrs	Teams arrive
	Signing on opens
1230hrs	Cavalcade departs
1245hrs	Signing on closes
	Side Events end
1250hrs	Advance vehicles depart
1255hrs	Riders assemble at start line
1300hrs	Le Tour de Langkawi departs
1315hrs	VIP's depart
1330hrs	De-rig commences
1530hrs	Roads reopen

Stage 10

Finish Location Map

Sunday | 4 March 2012 | Race Distance: 114.8km



Stage 10

Finish Time Table

Sunday | 4 March 2012 | Race Distance: 114.8km



TIME	ACTIVITIES
0700hrs	Race facilities on site
	Road closure at finish area
0800hrs	Race security on site
	Race officials on site
0900hrs	PA System on
1000hrs	Side Events start
1350hrs	Invitees arrival
1410hrs	VIP's arrival
1429hrs	Cavalcade arrives
1421hrs	Advance vehicles arrive
1443hrs	Le Tour de Langkawi arrives for KT Loop
1534hrs	Le Tour de Langkawi concludes
1645hrs	Presentation of leader jerseys
1700hrs	VIP's depart
1730hrs	De-rig commences
1815hrs	Roads reopen

